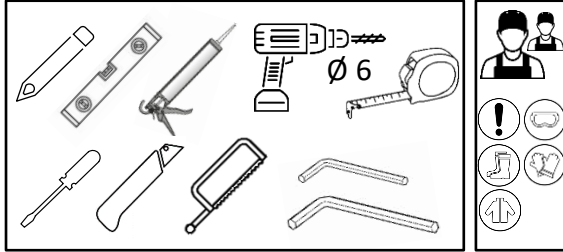




SABRINA

Dušas kabīnes montāžas instrukcija

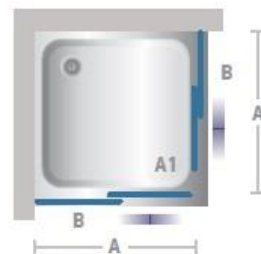
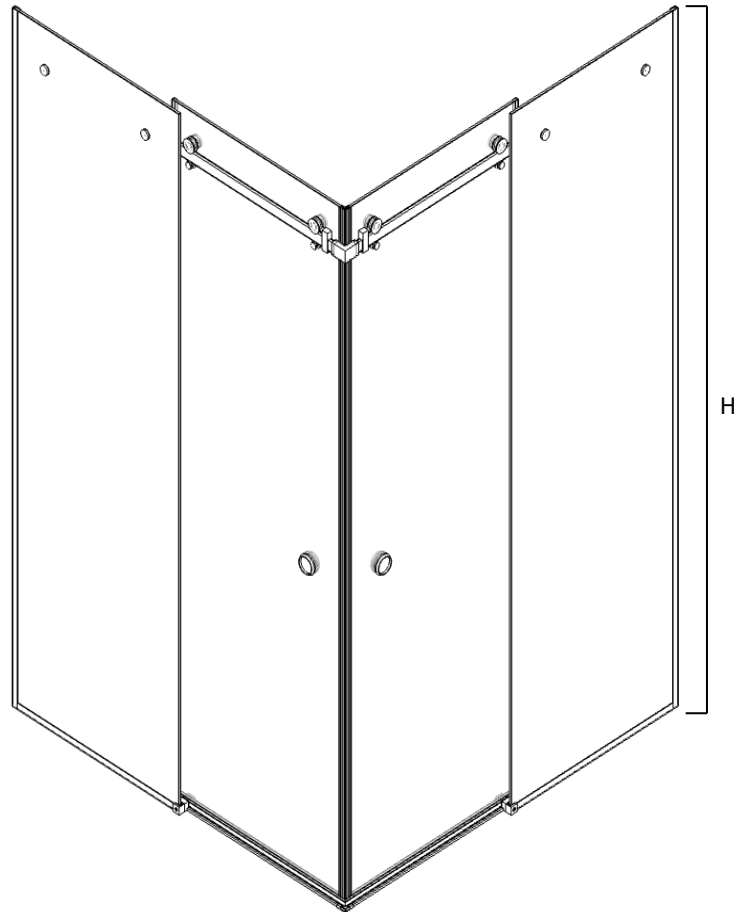
Инструкция по монтажу душевой двери

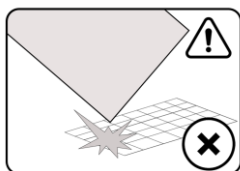
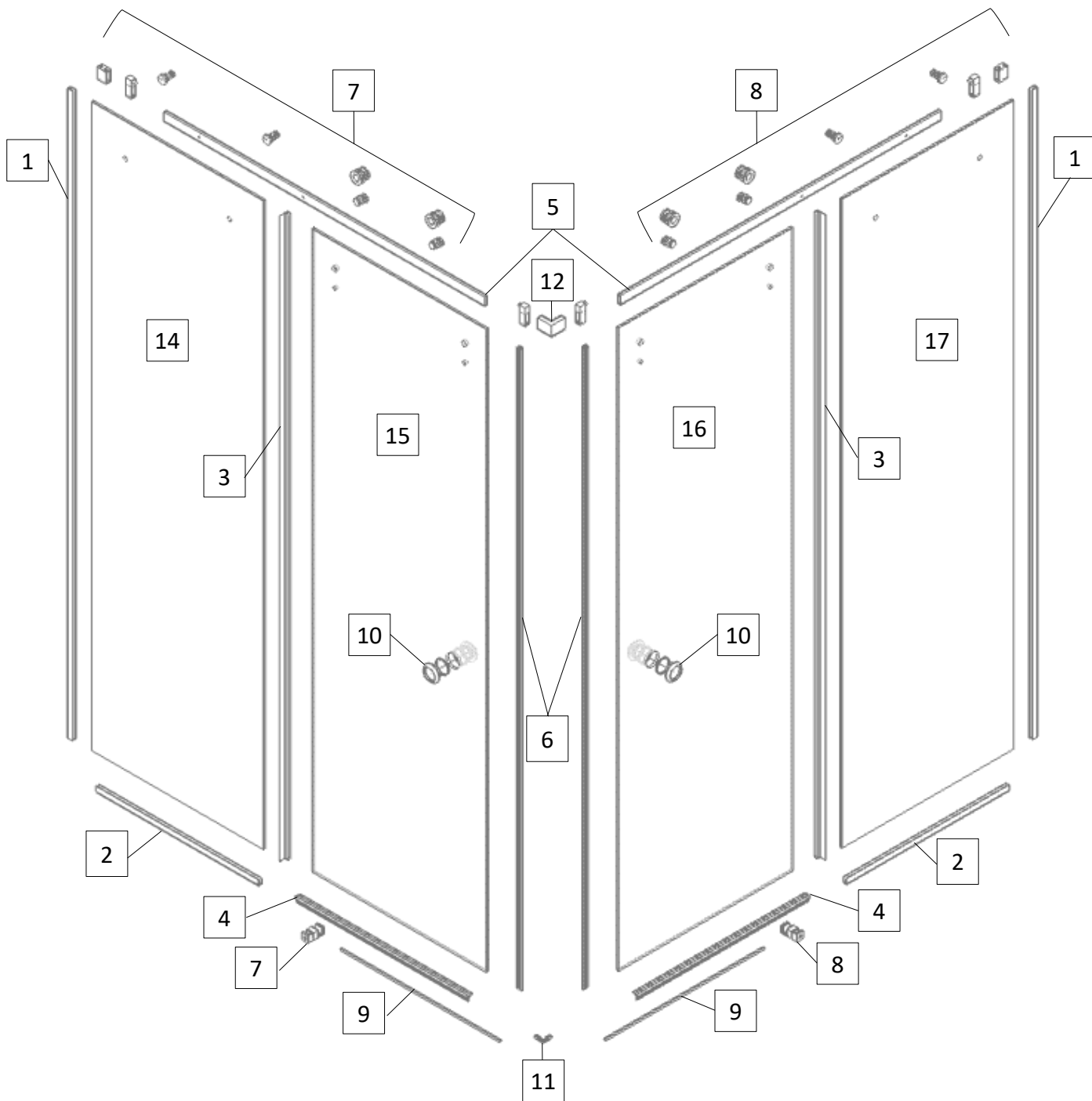
Shower door installation instructions



| | | | |
|-----|---|-------------------|---|
| 1. |  | PAL-01 | 2 |
| 2. |  | PAL-01B | 2 |
| 3. |  | SF67-8-SERE | 2 |
| 4. |  | 8864-KUO-8 | 2 |
| 5. |  | S003-PROF | 2 |
| 6. |  | MF-36/8-ER | 1 |
| 7. |  | S003_ROS_SET L | 1 |
| 8. |  | S003_ROS_SET R | 1 |
| 9. |  | SC-ALU8X9NEW | 2 |
| 10. |  | NTDL55 | 2 |
| 11. |  | SC-SL-UZL90G/G | 1 |
| 12. |  | NLO-DP03-S003 | 1 |
| 13. |  | 3,5X35 SK1SET | 2 |
| 14. |  | 8 mm Safety Glass | 1 |
| 15. | | 8 mm Safety Glass | 1 |
| 16. | | 8 mm Safety Glass | 1 |
| 17. | | 8 mm Safety Glass | 1 |

| SABRINA | A (mm) | A1 (mm) | B (mm) | H (mm) |
|------------|----------|---------|--------|--------|
| 70X70SAB | 680-700 | 380 | 370 | 2000 |
| 80X80SAB | 780-700 | 450 | 420 | 2000 |
| 90X90SAB | 880-900 | 520 | 470 | 2000 |
| 100X100SAB | 980-1000 | 520 | 520 | 2000 |





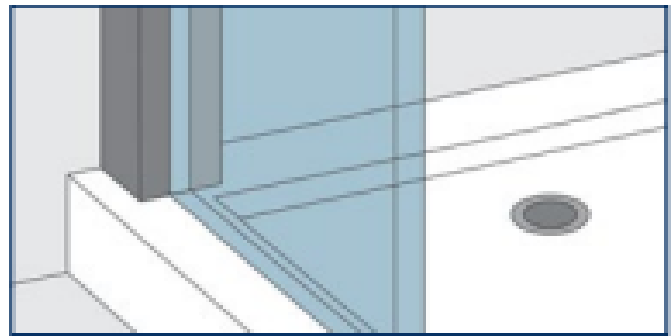
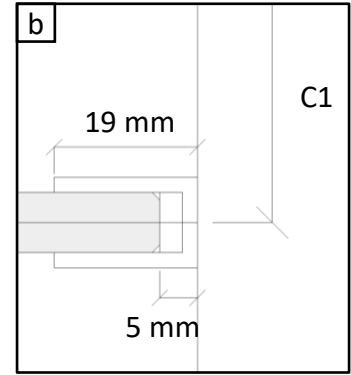
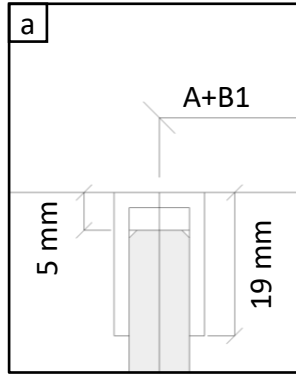
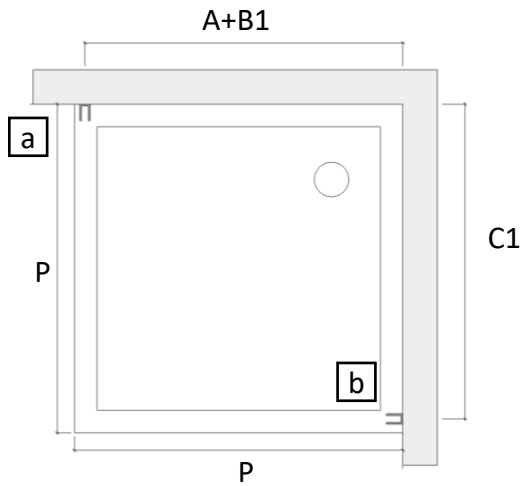
Uzmanību! Rūdīts stikls- rīkojieties uzmanīgi. Aizsargājiet stikla stūrus pret triecieniem.

Внимание! Закаленное стекло – будьте осторожны. Защищайте углы стекла от ударов.

Attention! Tempered glass - proceed with care. Protect the corners of the glass from impact.

1.A

| SABRINA | P, mm | A+B1, mm | C1, mm |
|------------|-------------|----------|--------|
| 70X70SAB | 700 x 700 | 687 | 687 |
| 80X80SAB | 800 x 800 | 787 | 787 |
| 90X90SAB | 900 x 900 | 887 | 887 |
| 100X100SAB | 1000 x 1000 | 987 | 987 |



1.B

| SABRINA | D | S |
|------------|------|------|
| 70X70SAB | 700 | 700 |
| 80X80SAB | 800 | 800 |
| 90X90SAB | 900 | 900 |
| 100X100SAB | 1000 | 1000 |

