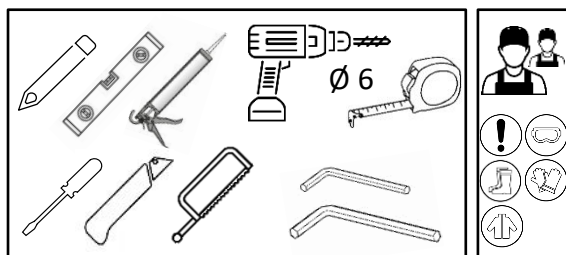












KARIN

Dušas durvju montāžas instrukcija


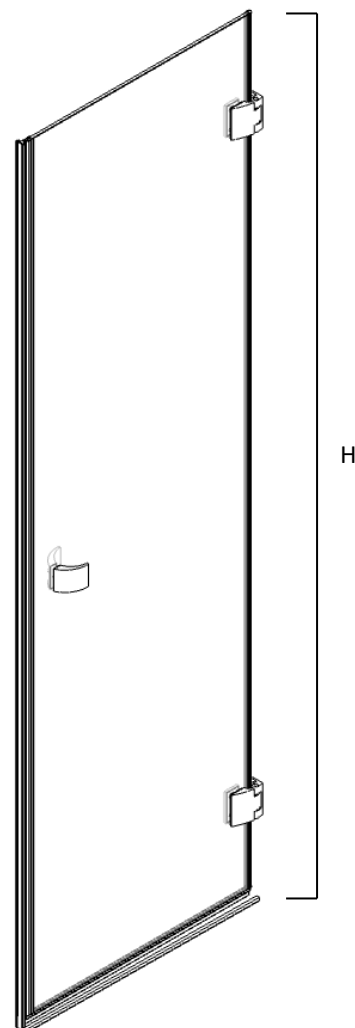
Инструкция по монтажу душевой двери

Shower door installation instructions



1.		MF-42/8-ER	1
2.		40021PS - 009	1
3.		400211PS-013	1
4.		GC-2032	1
5.		MF-43MAGN	1
6.		SC-ALU8X9NEW	1
7.		SSPBH-771 + SK2SET	2
8.		PSDK-05	1
9.		3,5X35 SK1SET; Ø 6	2
10.		8mm Safety Glass	1

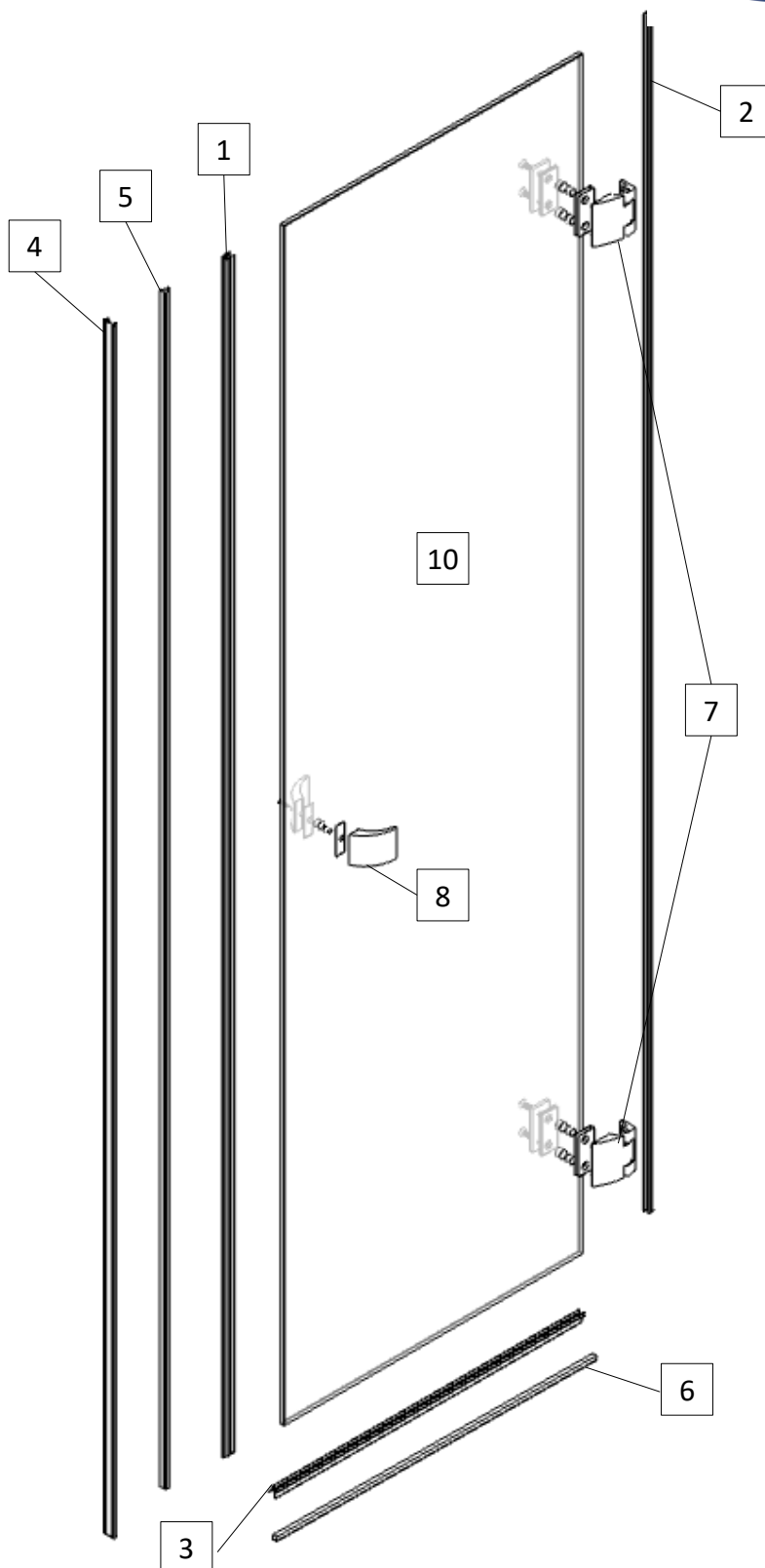
KARIN	A (mm)	H (mm)
60KAR	595-600	1988
70KAR	695-700	1988
80KAR	795-800	1988
90KAR	895-900	1988



LEFT

RIGHT





Uzmanību! Rūdīts stikls- rīkojieties uzmanīgi. Aizsargājiet stikla stūrus pret triecieniem.

Внимание! Закаленное стекло – будьте осторожны. Защищайте углы стекла от ударов.

Attention! Tempered glass - proceed with care. Protect the corners of the glass from impact.

