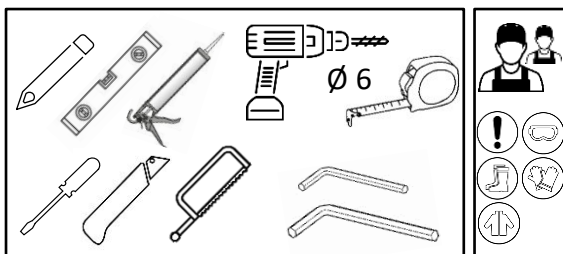















FLAMEA PLUS

Dušas durvju montāžas instrukcija

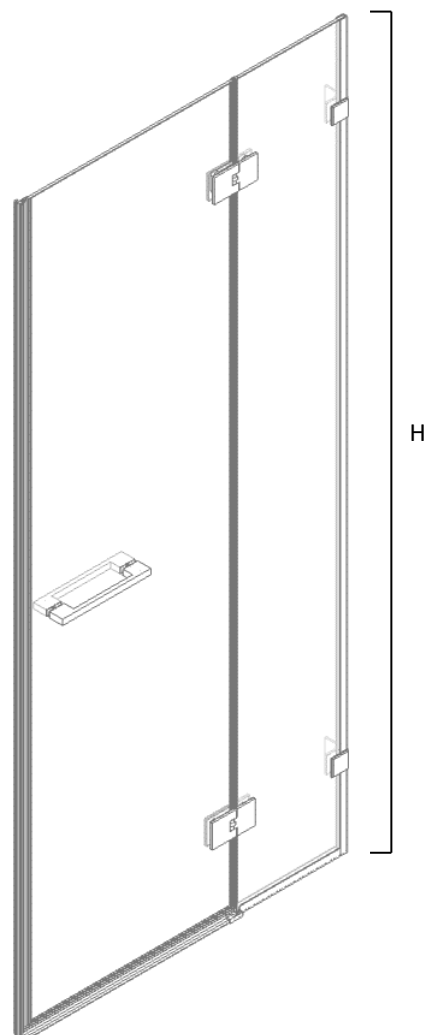
Инструкция по монтажу душевой двери

Shower door installation instructions




1.		PAL-01	1
2.		PAL-01B	1
3.		MF-42/8-ER	1
4.		GC-2032	1
5.		MF-43MAGN	1
6.		40021PS – 009	1
7.		400211PS-013	1
8.		SC-ALU8X9NEW	1
9.		PSDF-4CAR-180CH	2
10.		PGB-913-CH	2
11.R		SC-SL-UZL180R	1
11.L		SC-SL-UZL180L	1
12.		NLO-ZD-2856	1
13.		3,5x35 SK1SET; Ø 6	2
14.		8 mm Safety Glass	1
15.		8 mm Safety Glass	1

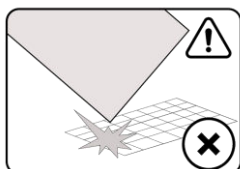
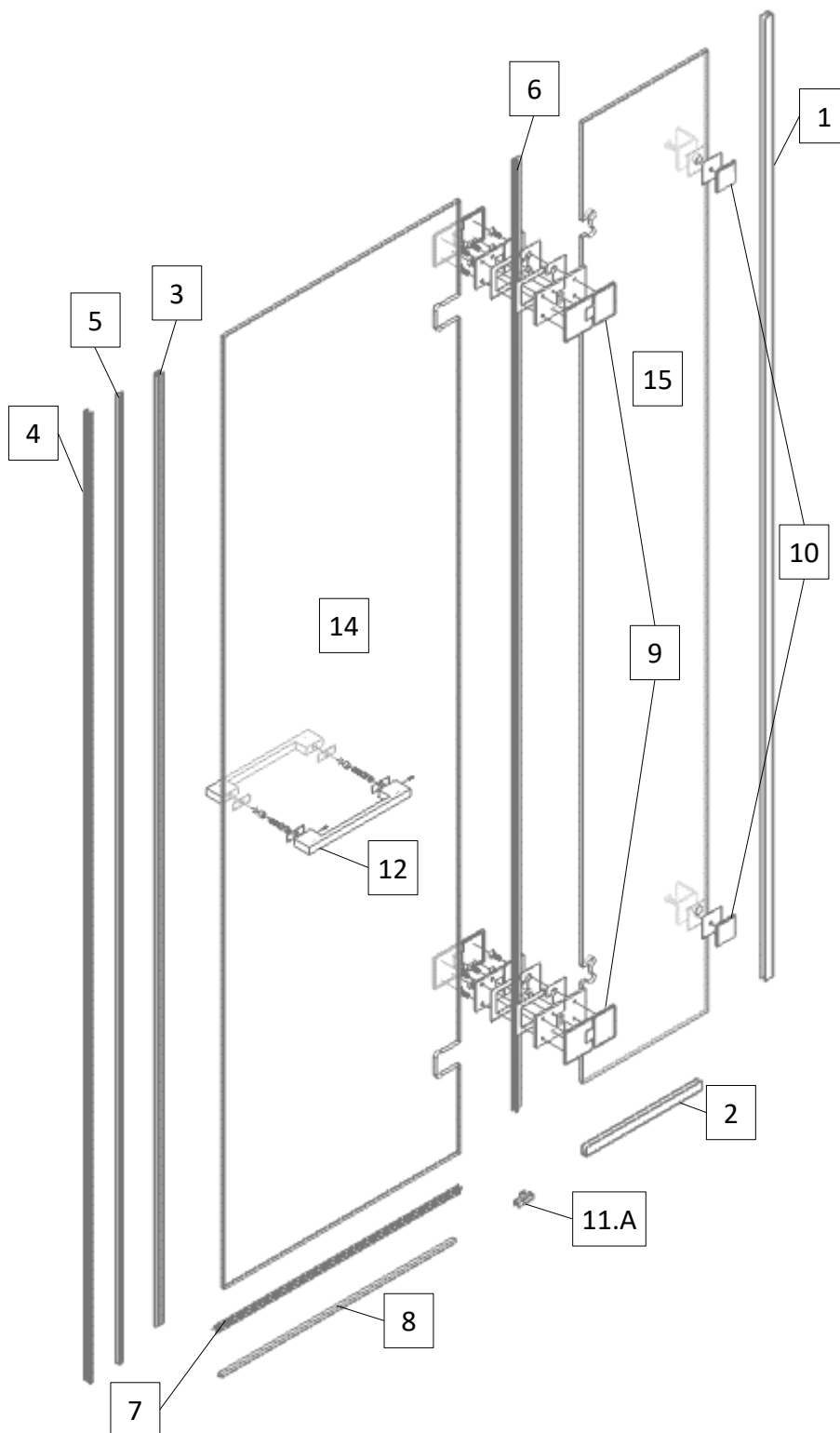
FLAMEA PLUS	A+B (mm)	B (mm)	H (mm)
70FLA+	698-703	200	1988
80FLA+	798-803	200	1988
90FLA+	898-903	300	1988
100FLA+	998-1003	300	1988
110FLA+	1098-1103	400	1988
120FLA+	1198-1203	500	1988



LEFT

RIGHT





Uzmanību! Rūdīts stikls- rīkojieties uzmanīgi. Aizsargājiet stikla stūrus pret triecieniem.

Внимание! Закаленное стекло – будьте осторожны. Защищайте углы стекла от ударов.

Attention! Tempered glass - proceed with care. Protect the corners of the glass from impact.

