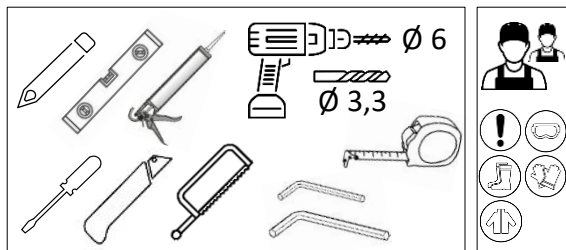
















FASCINO

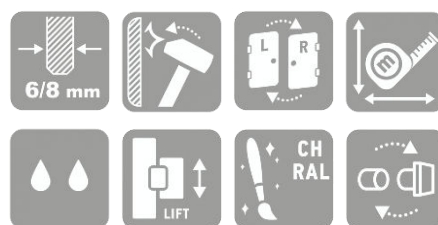
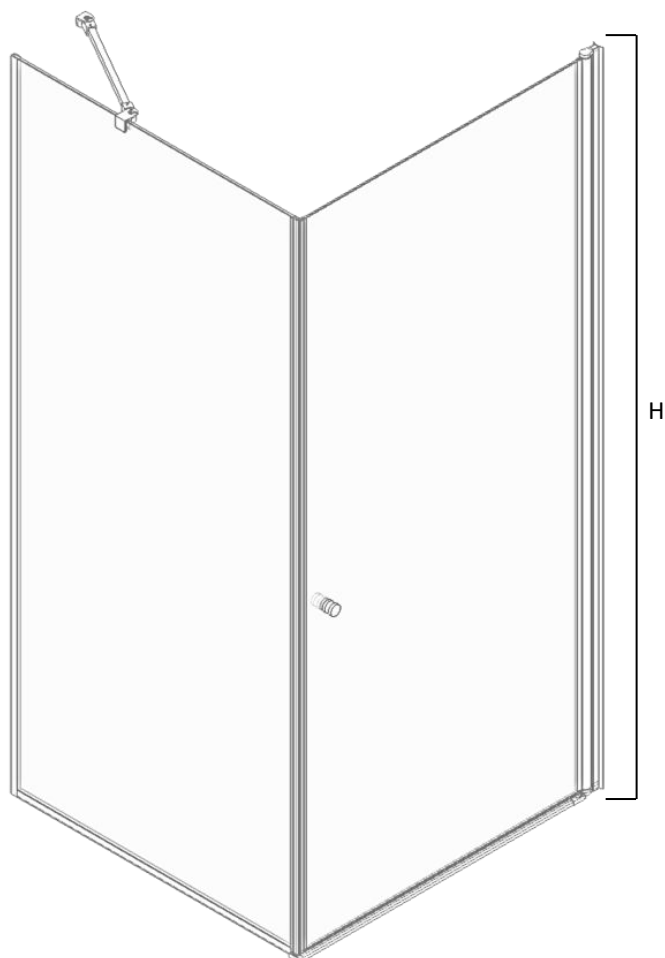
Dušas kabīnes montāžas instrukcija

Инструкция по монтажу душевой кабины

Shower enclosure installation assembly



1.		PAL-01	1
2.		PAL-01B	1
3.		SU45CH + SK2SET1	1
4.		VIRA20CH	1
5.		MF-36/6-ER	1
6.		MF-42/8-ER	1
7.		R1653308	1
8.		DR-CH32	1
9.		SC-ALU8X9NEW	1
10.R		SC-SL-UZL180R	1
11.R		SC-SL-UZL90R	1
10.L		SC-SL-UZL180L	1
11.L		SC-SL-UZL90L	1
12.		3,5x35 SK1SET; Ø 6	2
13.		3,5x13 SK2SET	1
14.		8 mm Safety Glass	1
15.		6 mm Safety Glass +VIRA20CH	1



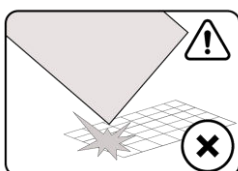
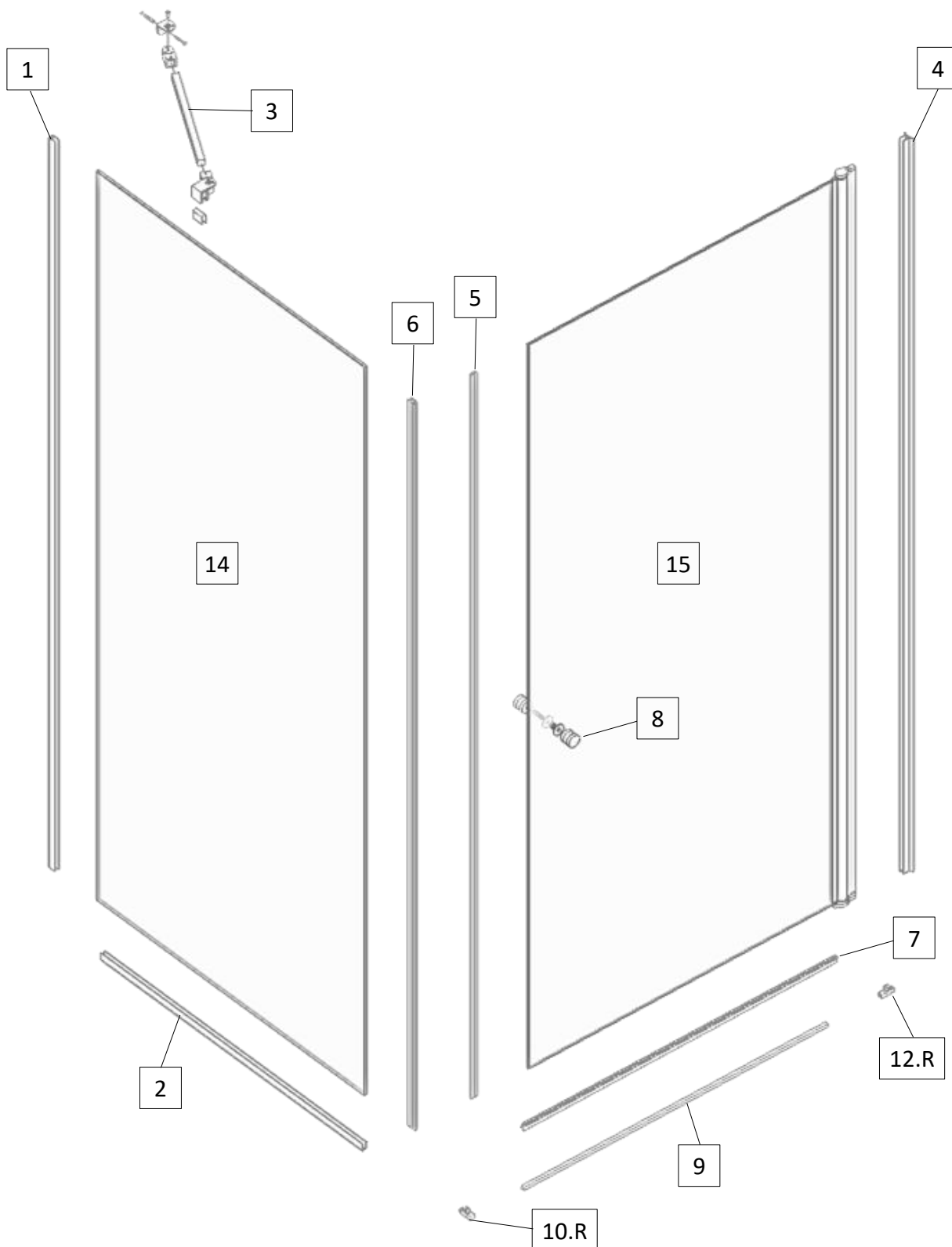
LEFT

RIGHT



FASCINO	A (mm)	B (mm)	H (mm)
70X70FAS	695-700	687-692	1988
80X80FAS	795-800	787-792	1988
90X90FAS	895-900	887-892	1988

FASCINO



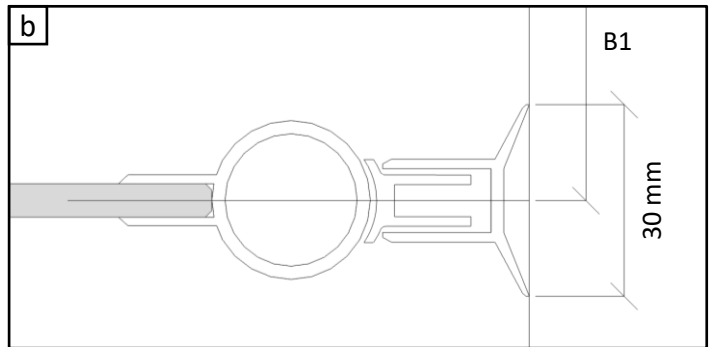
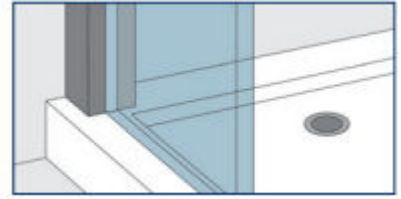
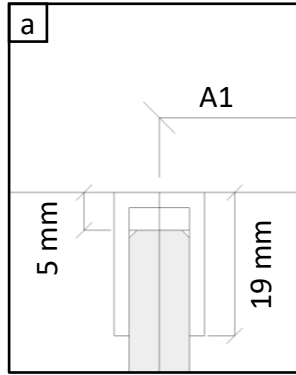
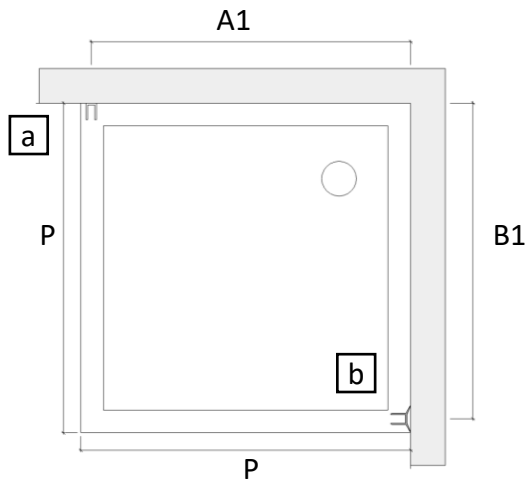
Uzmanību! Rūdīts stikls- rīkojieties uzmanīgi. Aizsargājiet stikla stūrus pret triecieniem.

Внимание! Закаленное стекло – будьте осторожны. Защищайте углы стекла от ударов.

Attention! Tempered glass - proceed with care. Protect the corners of the glass from impact.

1.A

FASCINO	P, (mm)	A1 (mm)	B1, (mm)
70X70FAS	700 x 700	689	683
80X80FAS	800 x 800	789	783
90X90FAS	900 x 900	889	883



1.B

FASCINO	D (mm)	S (mm)
70X70FAS	700	700
80X80FAS	800	800
90X90FAS	900	900

